

SOUTH AUSTRALIAN CRICKET INFRASTRUCTURE STRATEGY (SACIS)

***'THE SECOND INNINGS'
TOWARDS 2030***



***inside*EDGE**
sport and leisure planning



CONTENTS

Executive Summary	5
Strategic Framework & Priorities to 2030	11
Cricket Region Summaries	18
Driving our Commitment	29
Appendices	34



ACKNOWLEDGEMENT OF COUNTRY

The South Australian Cricket Association (SACA) acknowledges and pays respect to the Traditional Owners of the land across South Australia on which we live, work and play the game of cricket. We respect the Traditional Custodians of the land and that their cultural, spiritual and heritage beliefs are still as important to this day.

FOREWORD

CRICKET IN SOUTH AUSTRALIA IS THRIVING - ON THE FIELD, IN OUR COMMUNITIES, AND ACROSS THE MANY PLACES WHERE THE GAME IS PLAYED, TAUGHT AND CELEBRATED. THE SOUTH AUSTRALIAN CRICKET INFRASTRUCTURE STRATEGY (SACIS) IS OUR BLUEPRINT FOR ENSURING THIS MOMENTUM NOT ONLY CONTINUES, BUT ACCELERATES.



Since the previous SACIS was first launched, we've seen remarkable growth in participation across all levels of the game. More South Australians than ever before are picking up a bat or ball, with strong increases in junior, female, and multicultural engagement and participation. This growth is a testament to the passion of our cricket community and the importance of providing safe, inclusive and high-quality facilities.

Infrastructure progress has been equally impressive. Through the Australian Cricket Infrastructure Fund (ACIF), \$4.62 million has been invested into 197 projects since 2019 - projects that collectively represent a total value of \$126 million. These investments were aligned with the SACIS's strategic direction and have transformed cricket environments across the state, from grassroots clubs to premier cricket venues.

Our Places to Play program has been a cornerstone of this transformation, delivering \$2 million in funding across more than 100 new cricket pitches on school and council ovals since March 2023.

On the field, South Australia has celebrated significant success, including triumphs in the Sheffield Shield and the One Day Cup. These achievements reflect the strength of our player pathways and the importance of investing in the environments that nurture talent.

The SACIS Refresh will focus on building the capacity and growth of cricket clubs through enhanced facility provision, ensuring local clubs are supported to thrive as the heart of community cricket. Strategies must evolve as participation grows and community needs shift. The SACIS must remain dynamic - responsive to new challenges, opportunities and innovations. This is not a static document; it's a living framework that will guide our decisions and inspire our ambitions.

None of this progress would be possible without the enduring support of our partners. We are deeply grateful to the Government of South Australia, the Commonwealth Government, Cricket Australia and our Local Government partners for their collaboration and commitment. Together, we are building a future where cricket is accessible, sustainable and celebrated in every corner of our state.

We're proud of what's been achieved - but there's more to do.

Charlie Hodgson
Chief Executive Officer
South Australian Cricket Association

EXECUTIVE SUMMARY

INTRODUCTION

THE 2019 SOUTH AUSTRALIAN CRICKET INFRASTRUCTURE STRATEGY (SACIS) DELIVERED A CLEAR, EVIDENCE-BASED FRAMEWORK THAT HAS GUIDED THE PLANNING, INVESTMENT AND DEVELOPMENT OF CRICKET FACILITIES ACROSS THE STATE.

As the landscape of cricket and community sport continues to evolve, the SACIS "The Second Innings" towards 2030 provides an opportunity to reset cricket's infrastructure goals and re-establish targets that reflect the needs and aspirations of players, clubs, communities and government.

Over the past decade cricket in South Australia has experienced strong participation growth, especially in junior, female, multicultural and social formats. At the same time, the sport faces challenges from ageing facilities, increased competition for open space and the need for gender-inclusive, accessible and multipurpose venues.

The SACIS refresh will sharpen our priorities around five core infrastructure objectives:

1. PRIORITISE SAFE, WELCOMING AND ACCESSIBLE FACILITIES

Focus on encouraging women, girls, multicultural communities and all-abilities participants.

2. ENHANCE FACILITY CAPACITY AND SUSTAINABILITY

Upgrade and expand facilities to accommodate participation growth while ensuring long-term sustainability, resilience to climate impacts and effective asset renewal.

3. PARTNERSHIPS AND SHARED INVESTMENT

Strengthen collaboration with state and local government, education providers and other sporting codes to maximise the use of limited open space and secure co-investment.

4. EXPANDING THE CRICKET FOOTPRINT AND PLANNING FOR GROWTH

Identify and secure sites for new and secondary venues in growth corridors and high-density population areas to future-proof cricket provision.

5. INNOVATION - RESPONDING TO EVOLVING NEEDS

Plan for emerging trends such as social cricket, night cricket, indoor facilities and year-round participation, supported by flexible facility design and data-driven decision making.

The 2019 SACIS was instrumental in aligning cricket's growth with government and community priorities, identifying gaps in facility provision and establishing strategic directions that support participation, inclusion and sustainability.



ABOUT THE STRATEGY REFRESH

THE SACIS REFRESH IN CRICKET TERMS IS BEING REFERRED TO AS THE 'SECOND INNINGS'. WITH FOUR YEARS OF THE CURRENT SACIS STILL REMAINING, IT IS TIME TO REVIEW AND CELEBRATE OUR ACHIEVEMENTS AND RESET OUR GOALS AND PRIORITIES TO 2030 AND BEYOND.

The refresh process included a detailed review of existing participation data, population and demographic forecasts and alignment with current government priorities and planning frameworks. An extensive engagement process was undertaken with stakeholders involving tailored online surveys and stakeholder workshops.

Surveys captured the cricket needs and perspectives from over 100 community clubs, 32 local government authorities, 20 cricket associations and 13 Premier Clubs. Workshops with clubs, associations and councils explored regional challenges, future opportunities, shared priorities and partnership models. Consistent infrastructure themes were identified including

facility capacity pressures, the need for more gender-inclusive and multi-use facilities, access to school ovals and greater maintenance support for volunteer-led community clubs.

In partnership with local government, schools, clubs and associations, significant cricket projects have been delivered since 2019. From gender-inclusive changerooms and floodlighting, to new and expanded ovals, upgraded practice facilities, and school partnerships through the Places to Play program. These achievements have strengthened participation opportunities, improved inclusivity and provided the foundations for the next phase of investment under SACIS 2026 to 2030.



300

cricket infrastructure projects delivered since 2019



285

gender-inclusive changerooms since 2019



90

cricket practice facility improvement projects since 2019



56

new synthetic cricket pitches installed since 2019



100

SACA places to play pitches since 2023

STATE OF PLAY


FUNDING SUPPORT AND INVESTMENT THROUGH THE AUSTRALIAN CRICKET INFRASTRUCTURE FUND (ACIF) AND PLACES TO PLAY HAS DELIVERED IMPROVEMENTS TO PITCHES, NETS AND PRACTICE FACILITIES. YET FACILITY GAPS REMAIN, PARTICULARLY AROUND OVAL SUPPLY, PITCH QUALITY, LIGHTING AND INCLUSIVE AMENITIES. CRICKET ASSOCIATIONS, CLUBS, AND COUNCILS IDENTIFIED FUNDING, MAINTENANCE COSTS AND ACCESS TO GROUNDS AS THE MOST PRESSING CHALLENGES FACING THE SPORT.

GAPS, ISSUES AND CHALLENGES


- **Oval maintenance** is the most pressing challenge, with cost and access to water a major barrier - 86%* of LGAs that completed the survey flagged this as critical.
- **Insufficient number of playing fields** particularly in growth areas and metropolitan Adelaide, leading to overuse of existing facilities and limited scheduling flexibility.
- **Undersupply of turf wickets** especially in regional areas and South Adelaide, limiting competition quality and player pathways.
- **Poor condition of training nets** remains a long-standing issue across South Australia.
- **Floodlighting is inadequate or non-existent** at key venues, restricting night cricket and extended training opportunities.
- **Ageing infrastructure and renewal backlogs** with council budgets unable to keep pace with rising costs.
- **Insufficient gender-inclusive and culturally appropriate changerooms** 45% of facilities gender-inclusive compliant (up from 4% in 2019, but still inadequate).
- **Lack of universally accessible amenities** DDA compliance, storage and social spaces at many sites.
- **A number of clubs lack clubrooms** or “home bases”, limiting identity and community connection.

*32 LGAs completed a survey to inform the SACIS Refresh.

*Site numbers include community club (home/satellite), Premier (home/other) Regional, Schools (community use) and Tier 2.



STATE-WIDE NUMBERS

10 Cricket regions	37,703 Participants	308 Community clubs
13 Premier clubs	38 Cricket Assoc.	
515 Venues**	598 Playing fields	175 Turf pitches
304 Synthetic pitches	1,147 Practice nets	671 Changerooms
 12% Female participants	45% Gender-inclusive changerooms	1:63 State-wide field to participant ratio

ALIGNED NEEDS AND PRIORITIES

THE SACIS REFRESH WAS DEVELOPED THROUGH EXTENSIVE CONSULTATION WITH CLUBS, ASSOCIATIONS AND LOCAL GOVERNMENT PARTNERS.

COMMUNITY CLUBS, ASSOCIATIONS AND COUNCILS ARE UNITED AROUND THE NEED FOR:

- Upgrading existing facilities – with an emphasis on practice nets, pitches, changerooms and oval drainage.
- Expanding training and playing capacity to meet growth in juniors, women and diverse communities.
- Ensuring inclusive and accessible environments with a focus on facilities that are gender-inclusive, culturally appropriate and all-abilities.
- Strengthening partnerships between the Office for Recreation, Sport and Racing, local government, schools, SACA and Cricket Australia to unlock funding, share resources and plan strategically.

OUR COUNCIL PARTNERS TOLD US:

- Prioritise existing facilities over new
- Address ageing assets and compliance issues
- On-going challenges with maintenance and water costs
- Prioritise inclusive facilities and accessible multi-use spaces
- Deliver more ovals, pitches and training facilities in high-growth areas
- They need support with funding and advocacy for cricket projects
- Consistent and accurate participation and facility data to inform decision making

CRICKET ASSOCIATIONS

Associations highlighted poor playing surface quality, lack of turf wickets and sub-standard nets as key barriers.

NEEDS

- Development of new playing fields and better access to existing ones.
- Turf wicket improvements and floodlighting for night cricket.
- Training nets (synthetic and turf) to meet growing demand.
- Gender-inclusive changerooms and universal amenities.
- Indoor training facilities.

PRIORITIES

- Affordable and reliable access to school facilities.

COMMUNITY CLUBS

NEEDS

- More indoor and outdoor training facilities, with upgraded nets and turf wickets.
- Gender-inclusive changerooms and improved player amenities.
- Additional playing fields, especially in growth areas.
- Facility maintenance support (water, turf, drainage, irrigation).

CHALLENGES

- Funding shortages and a heavy reliance on volunteers for maintenance.
- Overuse of playing fields and secondary venues not fit-for-purpose.

PRIORITIES

- “Fix what we have first” - improve the quality of existing pitches, nets and amenities then expand provision in high-demand areas.

SUMMARY OF KEY DRIVERS

THE SACIS IS INFLUENCED BY STAKEHOLDER NEEDS AND INSIGHTS, FINDINGS FROM THE RECENT FACILITIES AUDIT AND THE NEED TO ADDRESS POPULATION GROWTH IN KEY AREAS. STRATEGIC DIRECTIONS HAVE ALSO BEEN SHAPED BY STATE AND LOCAL SPORT PRIORITIES, AS WELL AS GOVERNMENT POLICY DIRECTION WHICH EMPHASISES INCLUSIVE, ACCESSIBLE AND SUSTAINABLE FACILITY PROVISION.

INSIGHTS

- **Facility renewal and maintenance pressures** – Ageing infrastructure, rising renewal costs, and constrained council budgets are limiting facility capacity.
- **Turf pitch and ground resourcing** – The preparation and upkeep of turf pitches and increasing water demands, remain significant cost and resourcing challenges.
- **Playing field and training provision** – Shortages of playing fields and quality of training nets are restricting participation growth and limiting training capacity.
- **Year-round access and investment needs** – Stakeholders highlighted the importance of indoor training and year-round access to facilities.

COMMUNITY CHANGES

- **Population growth** – Greater Adelaide is forecast to grow by 670,000 people over 30 years, with major expansion in outer northern suburbs and seven new greenfield areas adding 96,000 homes.
- **Demographic change** – A 22% rise in 5–12 year-olds by 2051 will drive junior participation, while an ageing population will increase demand for inclusive, adaptable club and facility provision.
- **Cultural diversity** – Growth in South Asian communities (2.5%+ of SA's population) is strengthening demand for cricket participation and facilities.

AUDIT FINDINGS

- **Playing field shortages** – Particularly in metropolitan and regional centres, with strong demand for additional ovals to cater for growth in junior and female cricket.
- **Training infrastructure gaps** – Widespread issues with the condition and capacity of practice nets, limited provision of indoor training facilities and inadequate lighting to extend training hours.
- **Ageing and non-compliant amenities** – Many pavilions, changerooms and support facilities are outdated, with gaps in gender-inclusive design, accessibility and compliance with cricket facility guidelines.

GROWTH & POLICY DIRECTIONS

- **Growth planning** – Planning for growth is being shaped by the Greater Adelaide Growth Plan (GARP), which identifies locations for housing and jobs to 2051, supported by infrastructure provision.
- **Cricket Australia** – The National Community Cricket Infrastructure Strategy (NCCIS) identifies priority LGAs and investment focus areas, providing a clear framework that has directly informed the SACIS.
- **Office for Recreation, Sport and Racing** – The ORSR Strategic Plan 2025–2030 prioritises inclusion, sustainable facilities and legacy outcomes.

STRATEGIC PARTNERSHIP OPPORTUNITIES



GREATER ADELAIDE REGIONAL PLAN (GARP) INTEGRATION

SACA will work collaboratively with government authorities, developers, schools and sporting partners to deliver cricket infrastructure outcomes in South Australia's key growth corridors. By aligning with the GARP and engaging early in precinct and community planning processes, SACA will ensure cricket is well positioned within emerging communities. This proactive approach will help secure land, plan strategically for future facilities and deliver inclusive, sustainable and accessible venues that support participation and pathway opportunities as populations grow.



Government of South Australia
Office for Recreation, Sport and Racing

OFFICE FOR RECREATION SPORT AND RACING STRATEGIC PLAN

The Office for Recreation, Sport and Racing (ORSR) Strategic Plan provides a state-level framework that has directly informed and shaped the SACIS by aligning cricket facility planning with broader government priorities for participation, inclusion and sustainable infrastructure investment. Our collective focus of increasing community access to quality sport and recreation spaces, supporting gender equity and fostering collaboration across state and local partners offers a strong policy foundation for SACA to position its infrastructure priorities within state funding and planning objectives.



NATIONAL COMMUNITY CRICKET INFRASTRUCTURE STRATEGY

The SACIS aligns with Cricket Australia's Strategic Plan and the National Community Cricket Infrastructure Strategy (NCCIS) to ensure a clear connection between our state priorities and national directions. This alignment will enable SACA to adopt a nationally consistent evidence base for identifying facility gaps and investment priorities, strengthen advocacy for funding through the ACIF and other programs and contribute to shared national outcomes for participation growth, inclusion, and infrastructure resilience.



PLACES TO PLAY







SACA's Places to Play Program is a key driver of grassroots cricket growth in South Australia, funding new and upgraded hard wicket pitches at schools and community sites. The program has delivered on additional venue needs for clubs, and its continuation is strongly supported by local government, schools and the cricket community.

Securing additional funding for Places to Play 2.0 beyond 2026 is a high priority for SACA to extend the program's reach into more schools, emerging communities and regional areas. Ongoing investment will ensure the facilities network keeps pace with participation demand and continues to underpin strong grassroots and pathway outcomes across the state.

STRATEGIC FRAMEWORK & PRIORITIES

UPDATED STRATEGY FRAMEWORK

THE UPDATED SACIS FRAMEWORK OUTLINES OUR VISION, OBJECTIVES AND FOCUSED ACTIONS FOR CRICKET FACILITIES AND INFRASTRUCTURE. THE FACILITIES FRAMEWORK IS INFLUENCED BY THE NATIONAL COMMUNITY CRICKET INFRASTRUCTURE STRATEGY AND WILL GUIDE OUR APPROACH TO STRATEGIC PLANNING, INFORM INVESTMENT DECISIONS AND COORDINATED ACTIONS ACROSS GOVERNMENT, LOCAL COUNCILS AND CRICKET STAKEHOLDERS.

Our Vision	A connected network of inclusive, sustainable and fit-for-purpose cricket facilities that support participation and performance at all levels and strengthen communities across South Australia				
Our Objectives	Prioritise safe, welcoming, and accessible facilities	Enhance facility capacity and sustainability	Foster partnerships and shared investment	Expand the facilities footprint and plan for growth	Innovation – Responding to Evolving needs
Strategic Response	SACA will deliver modern, inclusive and accessible cricket facilities, prioritising gender-inclusive changerooms, accessible amenities and welcoming social spaces.	SACA will work with stakeholders to optimise, renew and expand existing facilities, maximising use through improved lighting, upgraded changerooms and sustainable design.	SACA will partner with councils, government, schools and other sports to plan and deliver shared facilities, leveraging funding opportunities.	SACA will align with GARP growth areas and advocate for new cricket facilities. Through strong partnerships, SACA will embed cricket in precinct planning to enable future venue development.	SACA will adopt new formats, technologies and flexible design to keep facilities aligned with the evolving game, supporting social and night cricket, expanding indoor capacity and enabling year-round participation.
					
Links to Cricket Australia's National Community Cricket Infrastructure Strategy framework	Provide gender-inclusive amenities and other enabling and accessible facilities.	Improve existing infrastructure to future-proof high demand and pitches for future growth.	Create strong relationships and partnerships to maximise participation opportunities.	Deliver new fit-for-purpose playing fields and facilities in strategic locations.	Expand where cricket can be played via use of existing community infrastructure and innovative approaches.

STATE INFRASTRUCTURE PRIORITIES

OUR IDENTIFIED STATE INFRASTRUCTURE PRIORITY PROJECTS HAVE BEEN SELECTED TO STRENGTHEN CRICKET FROM GRASSROOTS PARTICIPATION THROUGH TO ELITE PERFORMANCE.



These priorities will enhance player and club development pathways and support the attraction of regional and state-level events.

Each priority aligns with the strategic objectives of SACA, Cricket Australia and government partners.

Collectively, these projects will improve the quality, accessibility and inclusiveness of cricket facilities and deliver lasting social, community and economic outcomes.

ADELAIDE OVAL CHANGEROOMS AND HIGH PERFORMANCE FACILITIES

Adelaide Oval, the home of South Australian Cricket, boasts exceptional turf facilities. As the sport continues to grow and squad sizes expand across men's, women's and pathway programs, the existing infrastructure requires assessment.* To meet the evolving demands of professional cricket and support both domestic and international teams, a comprehensive review of these facilities is essential.

*Including match-day changerooms and recovery areas in the Western Grandstand, along with medical, wet recovery, strength and conditioning, player lounge, and dining amenities across both indoor and outdoor zones.



KAREN ROLTON OVAL - GLADYS ELPNICK PARK/NARNUNGGAR (PARK 25)

LIGHTING ENHANCEMENTS

The immediate priority is upgrading oval lighting across Karen Rolton Oval and Park 25 Oval 2. Karen Rolton Oval requires lighting installation that meets Class 1 standards under the Australian Standards for Sports Lighting (AS2560.2), as well as Cricket Australia's Tier 2 standard. Additionally, Park 25 Oval 2 will benefit from a lighting upgrade through the relocation and reuse of existing lighting infrastructure

from Karen Rolton Oval. These improvements will enable cricket to be played under lights and significantly increase the capacity and usability of the playing fields.

SPECTATOR FACILITY IMPROVEMENTS

Plans have been developed for the eastern terrace embankment at Karen Rolton Oval. This initiative aims to expand spectator viewing capacity, enhance accessibility and safety and improve the overall amenity and experience for visitors.

SUPPORT FOR GROWING PARTICIPATION

To accommodate the rising demand from women's teams, pathway programs, and inclusion squads, additional infrastructure is required. This includes:

- Expanded practice facilities.
- Upgraded match-day amenities.
- Enhanced off-field support such as changerooms, toilets, shaded areas, shelter and electronic scoreboards for Ovals 1, 2 and 3.



TIER 2 VENUE NEEDS

SACA is exploring opportunities to enhance venues capable of hosting Tier 2 cricket.

To meet the standards required for this level of competition, venues must be equipped with upgraded infrastructure and a comprehensive turf maintenance and management plan.

Locations such as Prospect Oval, Glenelg Oval, Campbelltown Memorial Oval, Summit Sport and Recreation Park and Barossa Park each possess qualities that make them potential candidates. However, each site presents unique infrastructure needs that will require targeted investment to support community, pathway and elite cricket content.

INFRASTRUCTURE TARGETS TO 2030

SACA REMAINS COMMITTED TO INVESTING IN THE RENEWAL AND UPGRADE OF CORE CRICKET INFRASTRUCTURE TO ENSURE FACILITIES ARE MODERN, INCLUSIVE AND CAPABLE OF SUPPORTING THE GAME'S CONTINUED GROWTH.

Addressing existing provision and compliance gaps will be critical to ensuring that venues remain fit-for-purpose and aligned with community and participant expectations to 2030.

A key focus will be on the delivery of gender-inclusive and compliant changerooms across the network, ensuring that facilities reflect contemporary standards for inclusivity and meet minimum requirements.

Upgrading outdoor training and practice facilities will also be prioritised to provide safer, more flexible and higher-capacity spaces for training and skill development at both community and talent pathway levels.

SACA will also prioritise the installation of new synthetic pitches to strengthen the reach and accessibility of cricket across schools, community clubs and growth areas. These upgrades will enhance the game's year-round offering, reduce maintenance demands, and support participation growth across a wider range of users and programs.

Through these targeted investment priorities, SACA will continue to work with councils, clubs, schools, Cricket Australia and government partners to deliver a sustainable, inclusive and high-quality network of cricket facilities that meet the evolving needs of players, officials and communities across the state.



Deliver 30 gender-inclusive changeroom upgrades per year to 2030

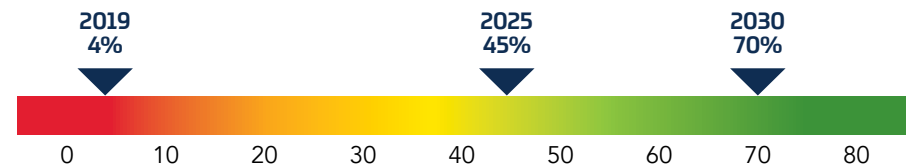


Deliver 10 new synthetic cricket pitches per year to 2030

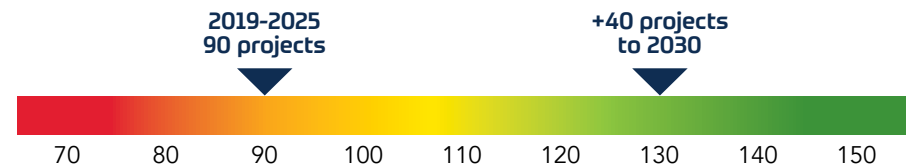


Deliver 8 practice facility improvement projects per year to 2030

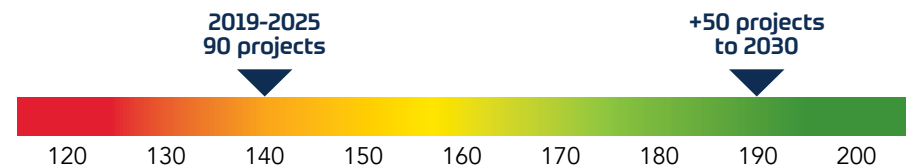
GENDER-INCLUSIVE PLAYER CHANGEROOMS



OUTDOOR TRAINING & PRACTICE FACILITY UPGRADES



NEW SYNTHETIC PITCHES



KEY PROJECTS

IN ADDITION TO OUR MAJOR STATE INFRASTRUCTURE PRIORITIES OUTLINED EARLIER, SACA HAS IDENTIFIED FOUR KEY INFRASTRUCTURE GAPS THAT IT WILL LEAD AND ADVOCATE FOR THROUGH TO 2030. THESE PROJECTS ADDRESS THE MOST SIGNIFICANT GAPS IN THE STATE'S CRICKET FACILITY NETWORK AND WILL FORM THE BACKBONE OF FUTURE INFRASTRUCTURE PLANNING, INVESTMENT AND PARTNERSHIP EFFORTS.



INDOOR TRAINING FACILITIES

Indoor training facilities remains a major infrastructure gap across the state. Ongoing investigation and advocacy will focus on Mount Gambier, The Barossa, Mount Barker, the Riverland and southern and northern metropolitan regions where there is clear demand for year-round training facilities.



MULTI-OVAL CRICKET HUBS

Multi-oval hubs have been identified as critical infrastructure for accommodating participation growth, supporting junior pathways, and enabling regional events. Priority locations include the southern and northern metropolitan growth corridors, including the Northern Park Lands (within the Town of Gawler) identified in the GARP.



FLOODLIGHTING EXPANSION

Oval lighting is key to enhancing facility capacity in metropolitan areas where additional oval growth is constrained. SACA will continue to work with councils, clubs and government partners to expand community cricket standard floodlighting (minimum 300 lux) and premier cricket standard (750 lux) at key strategic locations in the northern, southern, eastern and western metropolitan premier and community cricket venues where possible. High demand sites at Port Lincoln, Port Augusta and existing regional venues that meet the criteria and support night competition and training will be investigated.



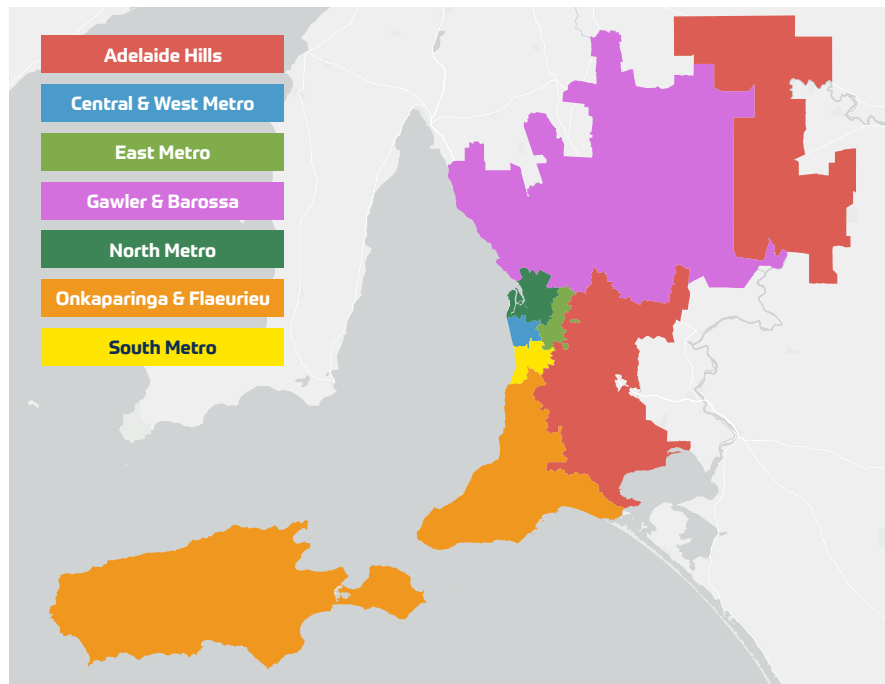
PREMIER CRICKET INVESTMENT

Premier Cricket Clubs are critical to South Australia's cricket pathway, providing the competitive environment, coaching and facilities that bridge community and elite levels. Many venues are ageing and targeted investment is needed to deliver quality pitches, outdoor practice facilities, clubrooms, changerooms and lighting (suitable for premier cricket).

NEW CRICKET REGIONS

AS PART OF THE SACIS REFRESH, SACA HAS RESTRUCTURED ITS REGIONS FROM THREE METROPOLITAN AND THREE COUNTRY REGIONS TO SEVEN METROPOLITAN AND THREE COUNTRY REGIONS.

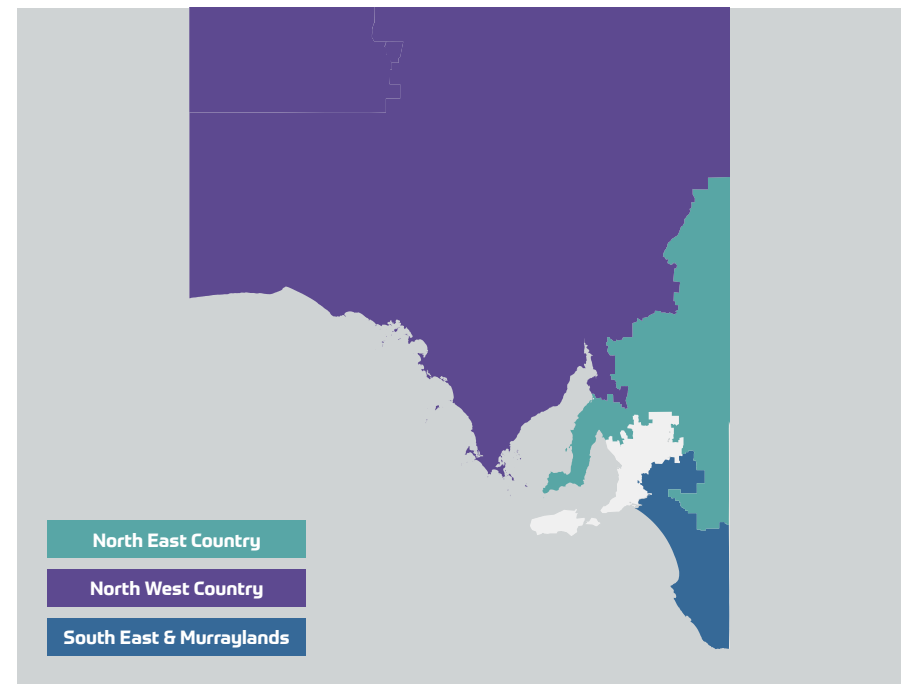
This shift aligns with the Greater Adelaide Regional Plan (2025) and the National Community Cricket Infrastructure Strategy (2024), ensuring cricket's regional structure reflects population growth, supports outer metro expansion and strengthens equity and access to cricket venues across South Australia.



30,155
Total participants

332
Cricket venues

31
Local Government Areas



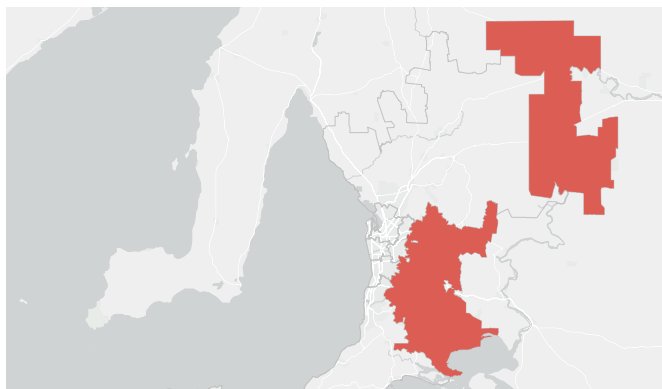
7,548
Total participants

183
Cricket venues

38
Local Government Areas

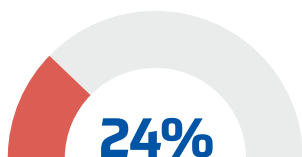
CRICKET REGION SUMMARIES

ADELAIDE HILLS

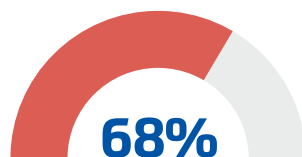


REGION SUMMARY

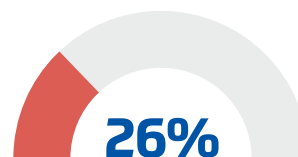
- Predominantly local level venues.
- Higher percentage of synthetic pitches.
- Low number of gender-inclusive changerooms.
- General oval surface and drainage issues.
- Fast growing LGAs such as Mount Barker will require more cricket ovals in the future.
- 1:64 field to participant ratio (above SA average).



Gender-inclusive changerooms



Practice pitch condition
(excellent/good)



Pitch condition, orientation
and dimensions

2024/25 PARTICIPATION

Total	Junior club players	Senior club players	Entry level players
3,254	1,291	1,610	353

COMPETITION FACILITIES SUMMARY

Venues	Playing	Pavilions	Practice nets
40	44	40	99

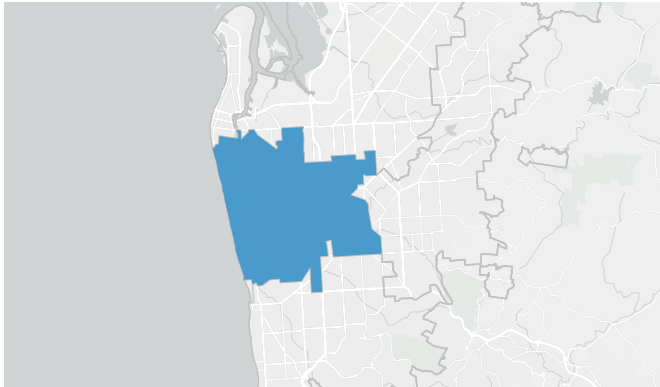
LOCAL GOVERNMENT AUTHORITIES

- Adelaide Hills
- Alexandrina
- Mid Murray
- Mount Barker
- Mitcham (part)
- Onkaparinga (part)

REGION PRIORITIES

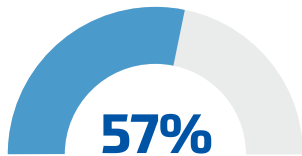
- Prioritise 6 new cricket ovals across the region
- Oval Surfaces and Drainage
- Gender-inclusive Changeroom Upgrades
- Centre Wicket Pitch Upgrades
- Indoor Training Facility

CENTRAL & WEST METRO

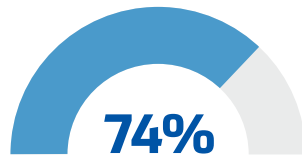


REGION SUMMARY

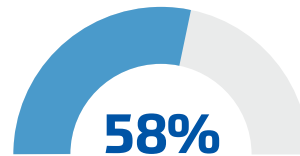
- Leads all regions in total participant numbers.
- More turf wickets than any other region (65%).
- Centre wicket and practice facility issues.
- Only 60% of cricket venues have access to a pavilion.
- Demand for more lit ovals to community cricket standards and indoor training facility access.
- 1:118 field to participant ratio (well above SA average).



Gender-inclusive changerooms



Practice pitch condition
(excellent/good)



Pitch condition, orientation
and dimensions

2024/25 PARTICIPATION

Total	Junior club players	Senior club players	Entry level players
8,762	2,389	4,807	1,566

COMPETITION FACILITIES SUMMARY

Venues	Playing	Pavilions	Practice nets
45	69	23	114

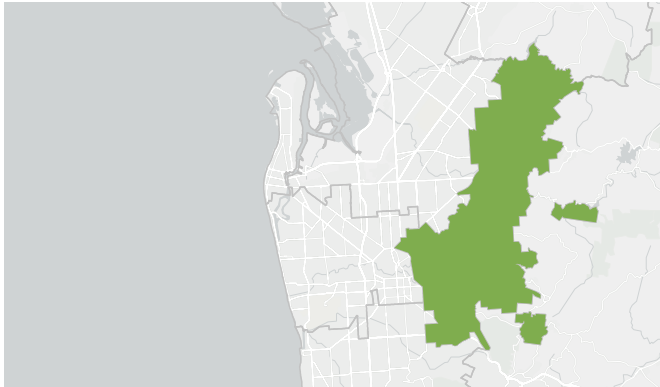
LOCAL GOVERNMENT AUTHORITIES

- Adelaide
- Charles Sturt
- Prospect
- West Torrens

REGION PRIORITIES

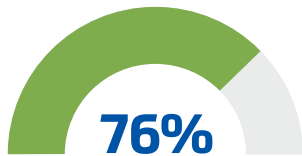
- Gender-inclusive Changeroom Upgrades
- Centre Wicket Pitch Upgrades
- Practice Facility Upgrade
- Oval Lighting Upgrades to Community Cricket Standards (300 lux)
- School Partnerships for Venue and Club Connections
- Indoor Training Facility

EAST METRO

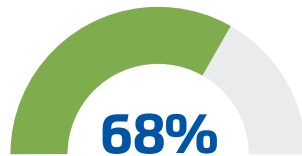


REGION SUMMARY

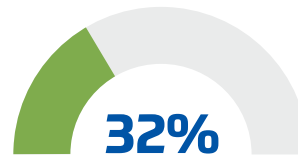
- Third for total participant numbers and has a higher proportion of junior players than most regions.
- Even spread of synthetic and turf pitches.
- Second highest percentage of gender-inclusive changerooms across all regions.
- Oval surface, drainage and centre wicket issues.
- Demand for more lit ovals to community cricket standards.
- 1:78 field to participant ratio (above SA average).



Gender-inclusive changerooms



Practice pitch condition (excellent/good)



Pitch condition, orientation and dimensions

2024/25 PARTICIPATION

Total	Junior club players	Senior club players	Entry level players
4,476	1,879	1,609	988

COMPETITION FACILITIES SUMMARY

Venues	Playing	Pavilions	Practice nets
47	54	16	110

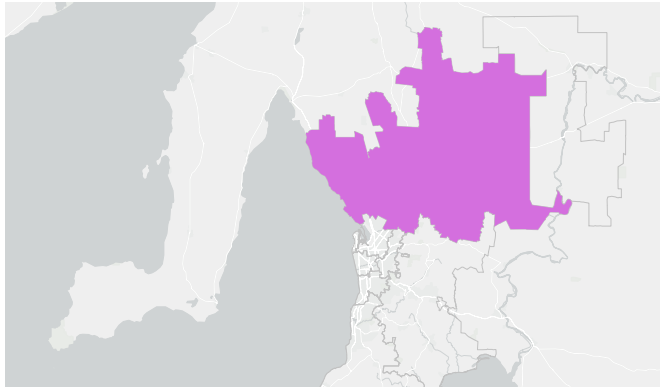
LOCAL GOVERNMENT AUTHORITIES

- Burnside
- Campbelltown
- Norwood, Payneham & St Peters
- Tea Tree Gully
- Walkerville
- Adelaide (part)
- Adelaide Hills (part)
- Port Adelaide Enfield (part)

REGION PRIORITIES

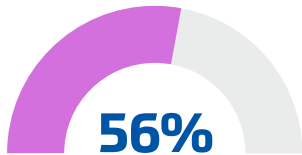
- Centre Wicket Pitch Upgrades
- Oval Surfaces and Drainage
- Oval Lighting Upgrades to Community Cricket Standards (300 lux)
- School Partnerships for Venue and Club Connections

GAWLER & BAROSSA

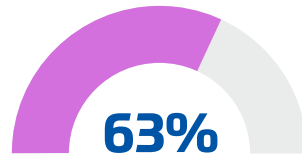


REGION SUMMARY

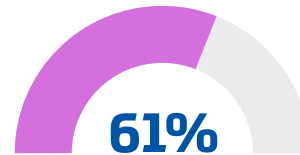
- The region has 2 of the top 3 fastest growing LGAs in the state - Gawler and Playford.
- New cricket ovals will need to be delivered in the next 5 years to meet cricket demand.
- Existing synthetic pitches rated highly in terms of condition, orientation and measurements.
- Demand for an indoor training facility and access to more lit ovals to community cricket standards.
- 1:48 field to participant ratio (below SA average).



Gender-inclusive changerooms



Practice pitch condition (excellent/good)



Pitch condition, orientation and dimensions

2024/25 PARTICIPATION

Total	Junior club players	Senior club players	Entry level players
3,090	1,072	1,663	355

COMPETITION FACILITIES SUMMARY

Venues	Playing	Pavilions	Practice nets
49	64	46	111

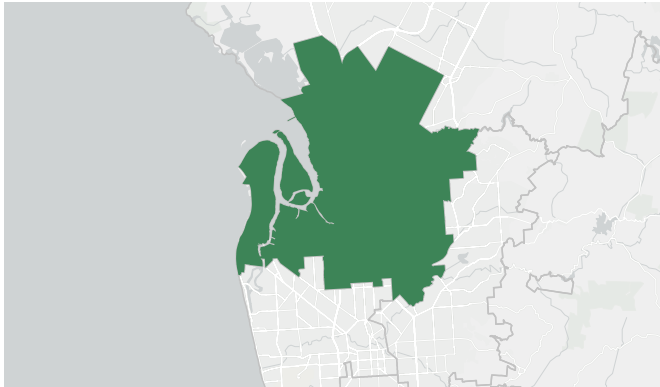
LOCAL GOVERNMENT AUTHORITIES

- Adelaide Plains
- Barossa
- Gawler
- Light
- Playford

REGION PRIORITIES

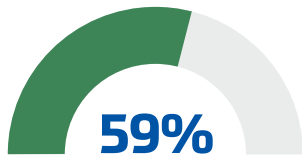
- Provide 10 new cricket ovals across the region
- Centre Wicket Pitch Upgrades
- Gender-inclusive Changeroom Upgrades
- Oval Lighting Upgrades to Community Cricket Standards (300 lux)
- Indoor Training Facility
- School Partnerships for Venue and Club Connections

NORTH METRO

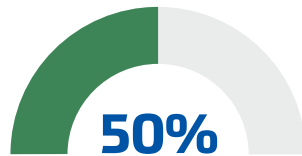


REGION SUMMARY

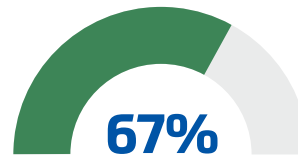
- The region provides strong population growth through Port Adelaide Enfield, Salisbury and parts of Playford.
- New cricket ovals will need to be delivered in the next 5 years to meet cricket demand.
- More turf than synthetic pitches across the region.
- Existing synthetic pitches rated highly in terms of condition, orientation and measurements.
- Demand for more lit ovals to community cricket standards.
- 1:67 field to participant ratio (above SA average).



Gender-inclusive changerooms



Practice pitch condition
(excellent/good)



Pitch condition, orientation
and dimensions

2024/25 PARTICIPATION

Total	Junior club players	Senior club players	Entry level players
3,421	1,043	1,712	666

COMPETITION FACILITIES SUMMARY

Venues	Playing	Pavilions	Practice nets
39	49	23	108

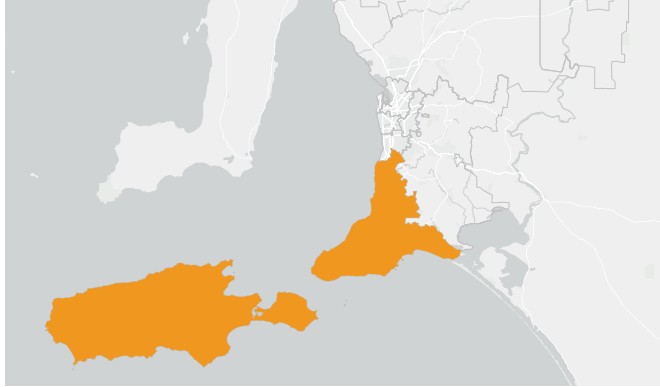
LOCAL GOVERNMENT AUTHORITIES

- Port Adelaide Enfield
- Salisbury
- Playford (part)

REGION PRIORITIES

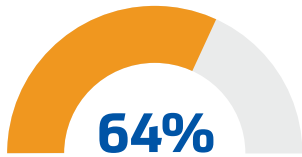
- Prioritise 12 new cricket ovals across the region
- Centre Wicket Pitch Upgrades
- Practice Facility Upgrades
- Gender-inclusive Changeroom Upgrades
- Oval Lighting Upgrades to Community Cricket Standards (300 lux)
- School Partnerships for Venue and Club Connections

ONKAPARINGA & FLEURIEU

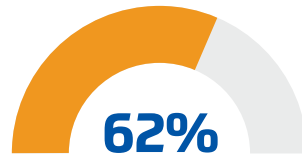


REGION SUMMARY

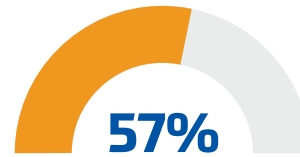
- Sustained population growth across all LGAs is expected to trigger the need for new cricket ovals over the next five years.
- Highest proportion of synthetic pitches of any metropolitan region.
- Centre wicket and practice facility issues.
- Demand for more lit ovals to community cricket standards and access to an indoor training facility.
- 1:52 field to participant ratio (below SA average).



Gender-inclusive changerooms



Practice pitch condition (excellent/good)



Pitch condition, orientation and dimensions

2024/25 PARTICIPATION

Total	Junior club players	Senior club players	Entry level players
2,654	934	1,263	457

COMPETITION FACILITIES SUMMARY

Venues	Playing	Pavilions	Practice nets
47	51	31	110

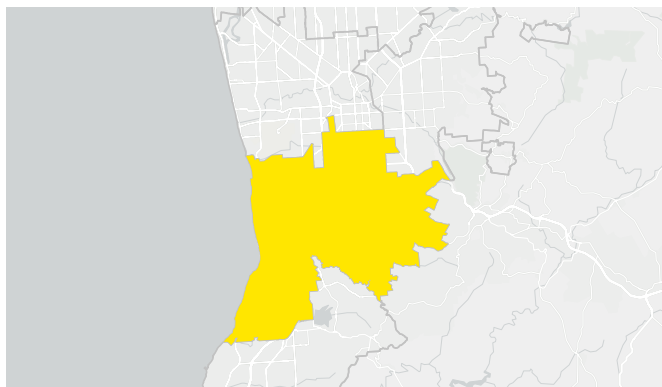
LOCAL GOVERNMENT AUTHORITIES

- Kangaroo Island
- Onkaparinga
- Victor Harbor
- Yankalilla
- Alexandrina (part)

REGION PRIORITIES

- Prioritise 8 new cricket ovals across the region
- Centre Wicket Pitch Upgrades
- Practice Facility Upgrades
- Gender-inclusive Changeroom Upgrades
- Oval Lighting Upgrades to Community Cricket Standards (300 lux)
- Indoor Training Facility
- School Partnerships for Venue and Club Connections

SOUTH METRO

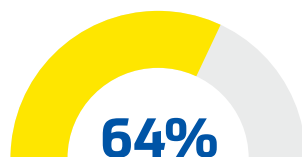


REGION SUMMARY

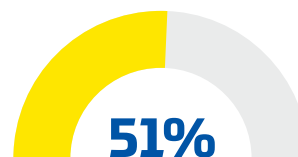
- Second Highest region for total participant numbers.
- Population growth in Marion will increase demand for cricket ovals.
- One of only two regions where junior club players outnumber senior club players.
- Highest percentage of gender-inclusive changerooms across all regions.
- Demand for more lit ovals to community cricket standards and indoor training facility access.
- 1:72 field to participant ratio (above SA average).



Gender-inclusive changerooms



Practice pitch condition (excellent/good)



Pitch condition, orientation and dimensions

2024/25 PARTICIPATION

Total	Junior club players	Senior club players	Entry level players
4,498	1,894	1,802	802

COMPETITION FACILITIES SUMMARY

Venues	Playing	Pavilions	Practice nets
48	58	23	163

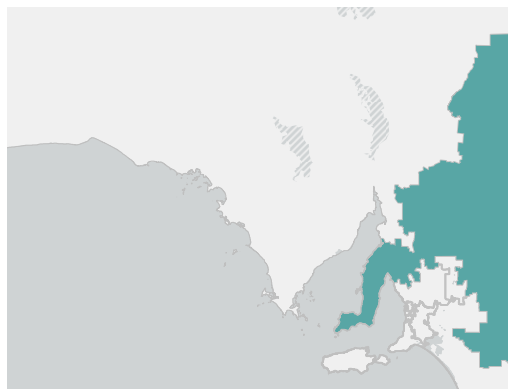
LOCAL GOVERNMENT AUTHORITIES

- Holdfast Bay
- Marion
- Mitcham
- Unley

REGION PRIORITIES

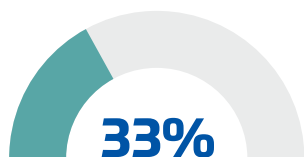
- Centre Wicket Pitch Upgrades
- Practice Facility Upgrades
- Oval Lighting Upgrades to Community Cricket Standards (300 lux)
- Indoor Training Facility
- School Partnerships for Venue and Club Connections

NORTH EAST COUNTRY

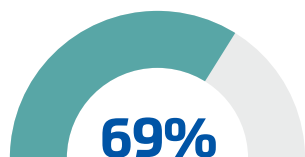


REGION SUMMARY

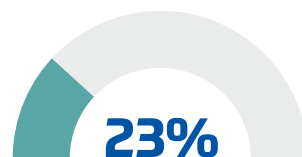
- Lowest participation numbers of any cricket region (metro or country).
- Highest percentage of synthetic pitches of all regions.
- Projected to experience little to no population growth over the next decade.
- Low number of gender-inclusive changerooms and issues with the quality of synthetic wickets and practice facilities.
- Need for more gender-inclusive changerooms and access to an indoor training facility.
- 1:32 field to participant ratio (well below SA average).



Gender-inclusive changerooms



Practice pitch condition
(excellent/good)



Pitch condition, orientation
and dimensions

2024/25 PARTICIPATION

Total	Junior club players	Senior club players	Entry level players
1,614	474	897	243

COMPETITION FACILITIES SUMMARY

Venues	Playing	Pavilions	Practice nets
49	50	47	89

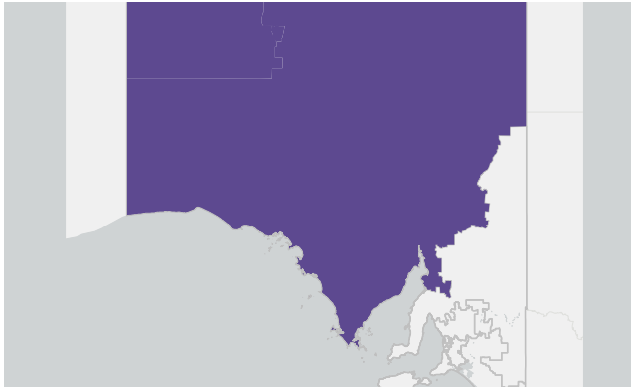
LOCAL GOVERNMENT AUTHORITIES

- Berri Barmera
- Clare & Gilbert Valleys
- Copper Coast
- Goyder
- Karoonda East Murray
- Loxton Waikerie
- Renmark Paringa
- Southern Mallee
- Wakefield
- Yorke Peninsula
- Barossa (part)

REGION PRIORITIES

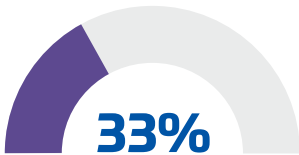
- Centre Wicket Pitch Upgrades
- Practice Facility Upgrades
- Gender-inclusive Changeroom Upgrades
- Indoor Training Facility

NORTH WEST COUNTRY

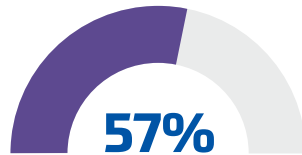


REGION SUMMARY

- Highest participation numbers of any country cricket region and fourth overall.
- Projected to experience little to no population growth over the next decade.
- Low number of gender-inclusive changerooms.
- Issues with the quality of synthetic wickets and practice facilities.
- Need for more gender-inclusive changerooms and access more lit ovals to community cricket standards.
- 1:46 field to participant ratio (below SA average).



Gender-inclusive changerooms



Practice pitch condition (excellent/good)



Pitch condition, orientation and dimensions

2024/25 PARTICIPATION

Total	Junior club players	Senior club players	Entry level players
3,691	1,540	1,699	452

COMPETITION FACILITIES SUMMARY

Venues	Playing	Pavilions	Practice nets
79	80	61	125

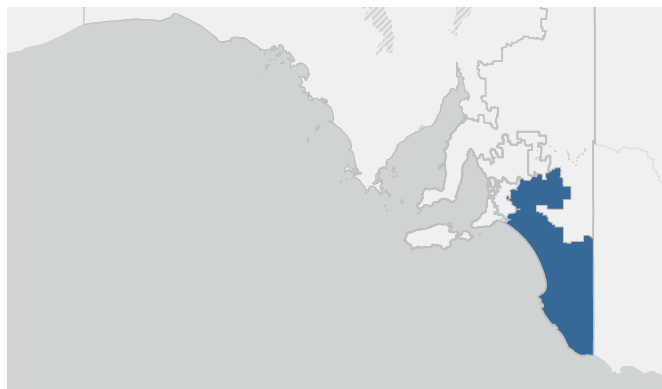
LOCAL GOVERNMENT AUTHORITIES

- Ceduna
- Coober Pedy
- Elliston
- Flinders Ranges
- Franklin Harbour
- Kimba
- Cleve
- Lower Eyre
- Maralinga Tjarutja
- Mount Remarkable
- Northern Areas
- Orroroo Carrieton
- Port Augusta
- Port Lincoln
- Port Pirie
- Roxby Downs
- Streaky Bay
- Tumby Bay
- Whyalla
- Wudinna District
- Outback Communities
- Goyder (part)
- Renmark Paringa (part)

REGION PRIORITIES

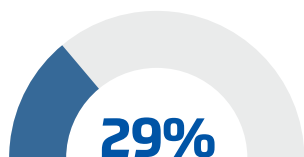
- Centre Wicket Pitch Upgrades
- Gender-inclusive Changeroom Upgrades
- Practice Facility Upgrades
- Oval Surface, Drainage and Irrigation
- Oval Lighting Upgrades to Community Cricket Standards (300 lux)

SOUTH EAST & MURRAYLANDS

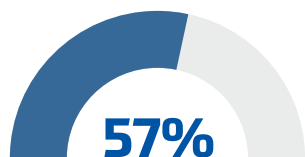


REGION SUMMARY

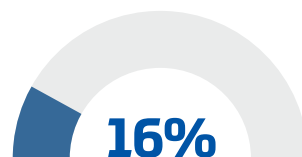
- Modest population growth expected in Murray Bridge and Mount Gambier.
- Lowest percentage of gender-inclusive changerooms of any region.
- Issues with the quality of synthetic wickets and practice facilities.
- Need for more gender-inclusive changerooms, off-field supporting amenities and access to an indoor training facility.
- 1:39 field to participant ratio (below SA average).



Gender-inclusive changerooms



Practice pitch condition (excellent/good)



Pitch condition, orientation and dimensions

2024/25 PARTICIPATION

Total	Junior club players	Senior club players	Entry level players
2,243	671	1,084	488

COMPETITION FACILITIES SUMMARY

Venues	Playing	Pavilions	Practice nets
54	57	55	100

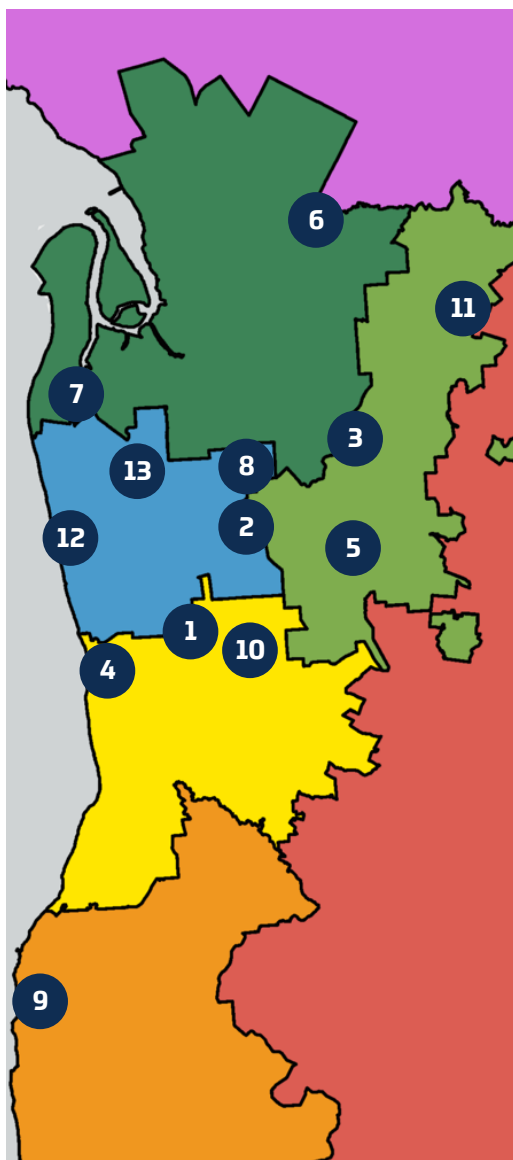
LOCAL GOVERNMENT AUTHORITIES

- Coorong
- Grant
- Kingston
- Mount Gambier
- Murray Bridge
- Naracoorte Lucindale
- Robe
- Tatiara
- Wattle Range
- Mid Murray (part)
- Karoonda East Murray (part)
- Southern Mallee (part)

REGION PRIORITIES

- Centre Wicket Pitch Upgrades
- Gender-inclusive Changeroom Upgrades
- Indoor Training Facility
- Practice Facility Upgrades
- Off-field Supporting Amenities


PREMIER CRICKET PRIORITIES



No.	Club	Primary venue	Priority projects
1.	Adelaide Cricket Club	Glandore Oval	Clubrooms, changeroom, turf pitch upgrades, review 2nd oval opportunities
2.	Adelaide University Cricket Club	Park 12 No 1	New turf and hard wicket practice facility, oval lighting, indoor facility, Park 10 changerooms
3.	East Torrens District Cricket Club	Campbelltown Memorial Oval	Oval lighting, 2nd hard wicket training facility, new sight screens
4.	Glenelg District Cricket Club	Glenelg Oval	Secure 2nd & 3rd oval, practice facility lighting, Stage 5 reserve masterplan, indoor facility, oval lighting
5.	Kensington District Cricket Club	Kensington Gardens Reserve	Hard wicket practice facility upgrade, electronic scoreboard, turf pitch upgrades (Ford Oval and Waite Oval), minor pavilion works (Waite Oval)
6.	Northern Districts Cricket Club	Salisbury Oval	Turf pitch upgrade, hard and turf wicket practice facility, clubroom upgrade incl. gym
7.	Port Adelaide Cricket Club	Port Adelaide Reserve	Upgrades in line with Council endorsed Masterplan - including development of 2nd oval, new clubrooms / changerooms, turf pitch square upgrade, practice facility upgrade
8.	Prospect District Cricket Club	Prospect Oval	Oval lighting, progress masterplan and deliver on club and Tier 2 facility needs. Turf pitch square at Broadview Oval
9.	Southern District Cricket Club	John Bice Memorial Oval	Identify 2nd oval, indoor facility, sight screens, shade (Christies Beach), off-field amenities (Christies Beach High School)
10.	Sturt District Cricket Club	Price Memorial Oval	Practice facility upgrades, turf pitch upgrade, electronic scoreboard, clubroom upgrade, oval surface, drainage and irrigation upgrade
11.	Tea Tree Gully District Cricket Club	Pertaringa Oval	Clubroom upgrade, oval lighting, shade structure, level 3rd oval
12.	West Torrens District Cricket Club	Henley & Grange Memorial Oval	Turf pitch upgrade, gender-inclusive amenities (John Mitchell Reserve), indoor facility, hard and turf wicket practice facility
13.	Woodville District Cricket Club	Woodville Oval	Hard wicket practice facility, turf pitch upgrades, new sight screens, electronic scoreboard

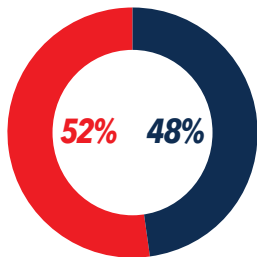
DRIVING OUR COMMITMENT PARTICIPATION

CRICKET IN SOUTH AUSTRALIA HAS SEEN STEADY GROWTH IN PARTICIPATION SINCE 2019, DRIVEN LARGELY BY THE POPULATION GROWTH IN THE METROPOLITAN REGIONS. THE TOTAL NUMBER OF REGISTERED CLUB PARTICIPANTS ACROSS THE STATE HAS GROWN TO 37,703 IN 2024/25.



37,703

Total cricket participants

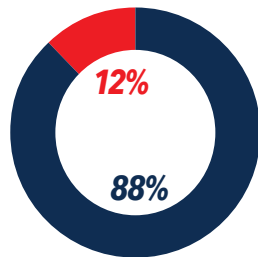


● Senior Players
● Junior Players



18,146

Senior players

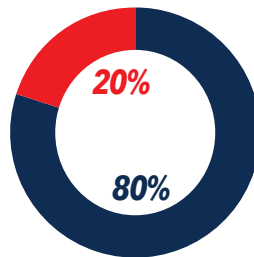


● Male Players
● Female Players



19,557

Junior and entry level players



● Metro Players
● Country Players

TOP 10 CRICKET LGAS*

Players registered with clubs located in the LGA

No.	LGA	Cricket participants
1.	Adelaide	2,741
2.	Port Adelaide Enfield	2,587
3.	Walkerville	2,525
4.	Marion	2,481
5.	Adelaide Hills	2,274
6.	Onkaparinga	1,889
7.	Charles Sturt	1,563
8.	Salisbury	1,530
9.	West Torrens	1,423
10.	Mitcham	1,340

TOP 10 CRICKET ASSOCIATIONS

Excludes participants registered for entry level programs

No.	LGA	Cricket participants
1.	Adelaide Turf Cricket Association	5,055
2.	SACA Junior Competitions	3,851
3.	SACA Premier Cricket	2,192
4.	Para Districts Cricket Association	1,576
5.	SACA Super Cricket	1,563
6.	Alexandra & Eastern Hills Cricket Assoc.	1,470
7.	Barossa & Light Cricket Association	1,333
8.	Adelaide and Suburban Cricket Assoc.	1,255
9.	Sport Association for Adelaide Schools	1,104
10.	Great Southern Cricket Association (SA)	1,041

KEY REGIONS FOR GROWTH

POPULATION GROWTH ACROSS SOUTH AUSTRALIA'S INNER AND OUTER METROPOLITAN AREAS WILL CONTINUE TO DRIVE DEMAND FOR CRICKET PARTICIPATION AND THE NEED FOR FACILITY DEVELOPMENT.

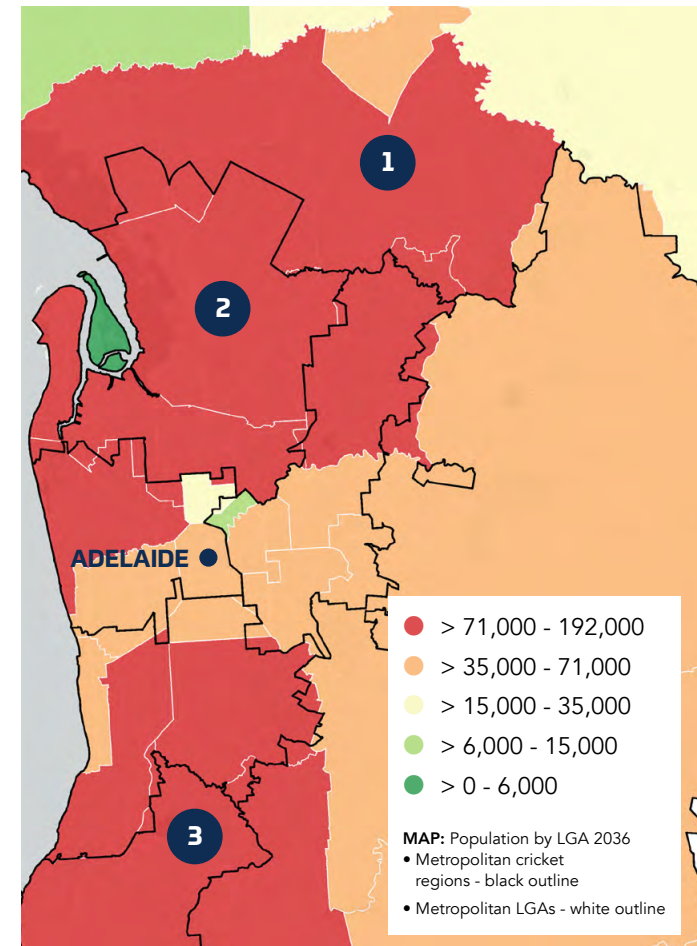
Key population growth and density hotspots will occur in the inner north, outer north and outer south. These areas are the target of the GARP and new housing growth to 2051. SACA will focus its efforts on supporting the development of welcoming, compliant and functional cricket facilities in these growing communities.

No.	Target LGAs	Target cricket regions	Population increase to 2036	Population increase to 2036 (%)
1.	Playford, Gawler	Gawler & Barossa	+27,630	21%
2.	Port Adelaide Enfield, Salisbury	North Metro	+25,958	10%
3.	Onkaparinga	Onkaparinga & Fleurieu	+9,921	5%

GAP ANALYSIS

The state-wide cricket field to population ratio in South Australia is currently 1:3,444 - up from 1:2,814 in 2016. This growing imbalance highlights the urgent need to optimise existing cricket facilities and invest in new sites within key growth areas to ensure the sport keeps pace with population expansion and community demand.

Cricket regions	Field to population ratio 2026	Field to population ratio 2036	Access to new pitches by 2030
Gawler & Barossa	1 : 3,138	1 : 3,648	+10
North Metro	1 : 5,874	1 : 6,298	+12
Onkaparinga & Fleurieu	1 : 4,898	1 : 5,167	+8



GREATER ADELAIDE REGIONAL PLAN

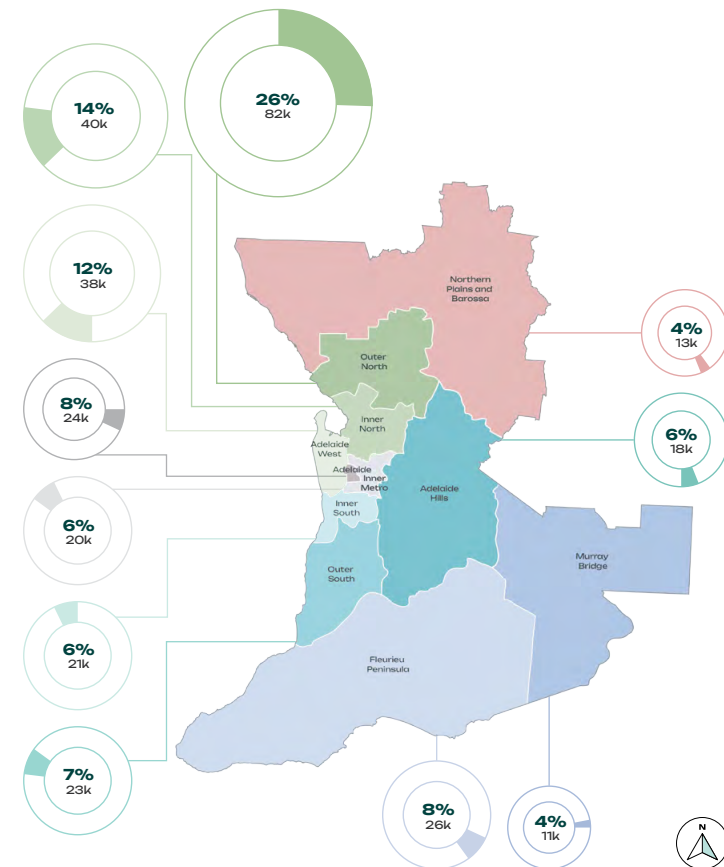
THE GARP ESTABLISHES THE LONG-TERM LAND USE AND INFRASTRUCTURE FRAMEWORK THAT WILL SHAPE WHERE AND HOW CRICKET GROWS ACROSS THE STATE. IT REINFORCES THE NEED FOR COORDINATED INVESTMENT BY CRICKET AND GOVERNMENT PARTNERS TO DELIVER NEW AND UPGRADED FACILITIES IN SOUTH AUSTRALIA'S OUTER GROWTH AREAS, ENSURING ACCESS KEEPS PACE WITH POPULATION EXPANSION AND URBAN DEVELOPMENT.

By identifying where housing, jobs and services will be located, and how open space and recreation will be integrated, the GARP sets the context for how cricket must respond to rapid population growth, higher-density living, and changing community needs. These directions will significantly influence the SACIS, ensuring cricket's facility planning aligns with broader state priorities for liveability, sustainability and equitable access.

- **Population growth and housing development** – The plan anticipates significant population increases with 96,000 new homes in greenfield developments and higher-density housing in key corridors. This growth will expand the player base, particularly in outer northern and southern growth areas, creating heightened demand for cricket facilities.
- **Northern growth corridor** – The outer north and inner north areas are expected to contribute 39% of the total housing target by 2051. Key growth LGAs are the City of Playford and City of Salisbury and aligns with SACA's North Metro and Gawler and Barossa Regions.

- **Urban infill and open space pressures** – Infill development and higher-density living will reduce access to informal recreation space, increasing reliance on structured sport and local cricket facilities to meet community needs.
- **Youth participation potential** – With growth in the 5–12 year-old cohort and culturally diverse populations (notably South Asian communities), cricket is well positioned to capitalise on demographic trends and sustain long-term popularity.
- **Strategic facility planning** – The regional plan's focus on sustainable, "smarter" growth will require integrated investment in community infrastructure. For cricket, this means advocating for new ovals, training facilities and indoor centres in growth corridors, aligned with council and state government priorities.
- **Equity and access priorities** – As the population becomes more diverse and urbanised, cricket facilities will need to be inclusive, accessible and adaptable, ensuring the sport remains a popular and viable option across all communities.

HOUSING TARGET GROWTH 2021-2051



SOCIAL & ECONOMIC VALUE OF CRICKET

CRICKET DELIVERS FAR MORE THAN ON-FIELD COMPETITION. AS ONE OF AUSTRALIA'S MOST WIDELY PLAYED SPORTS, IT PROVIDES SIGNIFICANT SOCIAL, ECONOMIC AND COMMUNITY BENEFITS THAT EXTEND WELL BEYOND THE BOUNDARY LINE.

Investment in cricket infrastructure supports healthier, more active communities, strengthens social connection and inclusion and contributes to local economies through participation, tourism and job creation. Growing participation and upgrading facilities will generate hundreds of millions of dollars in social, health, economic and environmental benefits, reinforcing cricket's role as a vital community asset.

Cricket Australia's NCCIS sets the vision and framework for infrastructure investment that maximises cricket participation and its community, social, economic and environmental benefits. The latest research into the social and economic value of cricket is presented in this document.

\$145M

in economic benefits to 2033 if national participation levels grow by 111,000 players.

\$475M

in social benefits to 2025–2033 from this expanded participation.

ECONOMIC VALUE (NATIONALLY)

- \$47m player benefits – value players place on participation above costs.
- \$1.5m business benefits – cricket related retail expenditure supports jobs and local economies.
- \$97m health-related economic benefits – avoided health system costs and productivity gains from a healthier, more active population.

SOCIAL VALUE (NATIONALLY)

- \$165m physical health benefits – reduced risks of chronic disease and improved mobility.
- \$110m mental health benefits – cricket supports wellbeing through exercise, social connection, and time outdoors.
- \$200m amenity benefits – uplift in property values and community wellbeing from proximity to new green, playable space.



If participation grows to 520,000 nationally by 2033, the total combined benefits (economic, social, and environmental) are projected at \$640 million - over \$70 million per year across Australian communities.

DELIVERY & IMPLEMENTATION

WHILE SACA HOLDS PRIMARY RESPONSIBILITY FOR THE DELIVERY AND ONGOING REVIEW OF THE SACIS, THE PLANNING AND DEVELOPMENT OF CRICKET FACILITIES WILL RELY ON STRONG COLLABORATION WITH KEY PARTNERS, INCLUDING FEDERAL AND STATE GOVERNMENTS, LOCAL COUNCILS, CLUBS AND ASSOCIATIONS.

Through these partnerships, SACA will lead:

- **Strategic and funding advocacy** – partner with government to secure funding, prioritise projects and highlight the sporting, community and economic benefits of investing in cricket.
- **Evidenced-based decision making** – use data, audits and analysis to strengthen advocacy and guide investment.
- **Deliver core provision** – ensure safe, fit-for-purpose ovals, training facilities and amenities across the state.
- **Provide inclusive environments** – embed equity, accessibility and diversity in all facility planning and delivery.

PARTNERING FOR SUSTAINED SUCCESS

- SACA will partner with all tiers of government to deliver inclusive and sustainable cricket facilities.
- SACA will align priorities with government policies to drive co-investment and long-term outcomes.
- SACA will continue to access the ACIF to drive priority facility investment.
- SACA will expand on the success of the Places to Play Program to activate schools and communities.
- SACA will strengthen school partnerships to grow participation pathways and community connections.
- SACA will champion fit-for-purpose, multi-use facilities that drive co-investment and deliver strong outcomes for cricket.



FOCUS AREAS

- Safe, welcoming and accessible facilities
- Enhance facility capacity and sustainability
- Partnerships and shared investment
- Plan for growth
- Respond to evolving needs

PRIORITY PROJECTS

- Community - synthetic pitches, practice facilities, gender-inclusive amenities
- Premier cricket venue upgrades
- Karen Rolton Oval / Park 25 enhancements
- Oval lighting and indoor cricket practice provision

KEY PARTNERS

- Federal and State Government
- Local Government Authorities
- Education sector
- Cricket Australia
- Community clubs and associations
- Premier Clubs

APPENDICES

PRIORITY PROJECTS BY REGION

Adelaide Hills	Central & West Metro	East Metro	Gawler & Barossa	North East Country
Stirling Oval Clubrooms and Changerooms	Park 21 Oval Surface and Irrigation	Harpers Field Turf and Hard Wicket Practice Facility	Incorporate new cricket ovals into planning for the Northern Park Lands within Town of Gawler	Ralli Park Masterplan
Aldgate Oval Cricket Club Clubrooms and Changerooms, Oval Surface, Centre Wicket and Practice Facility	Matheson Reserve Oval Centre Wicket Upgrade	Modbury Oval Turf and Hard Wicket Practice Facility	Develop new cricket facilities at Riverlea and other residential growth and development areas in the region	Warooka Oval Gender-inclusive Changerooms Upgrade
Strathalbyn Oval Community Cricket Oval Lighting Upgrade (300lux)	Provision of additional cricket ovals within the Park Lands to cater for increased participation	Hectorville Oval Turf and Hard Wicket Practice Facility	Dauntsey Reserve, Womma Park and Ramsay Reserve Masterplan Delivery	Currumulka Oval Gender-inclusive Changerooms Upgrade
Provision of additional cricket ovals within the Mount Barker District Council to cater for forecast population growth	Flinders Park Clubroom Upgrade	Payneham Oval Practice Facility and Centre Pitch Square Upgrade	Elliot Goodger Memorial Park Masterplan	Sevenhill Cricket Club Oval Surface and Irrigation
Redevelop Summit Sport and Recreation Park Turf Pitch Square (Rectify and expand to 6 pitches)	John Mitchell Reserve Changerooms Upgrade	Walkerville Oval Centre Pitch Square Upgrade	Mallala Sporting Clubs Masterplan	Watervale Oval Practice Facility Upgrade
Heathfield Oval Centre Wicket Upgrade	Park 10 Changerooms Upgrade	Webb Oval and Oval Surface, Irrigation and Drainage Upgrades	Two Wells Recreation and Sport Precinct Masterplan	Maitland Oval Practice Facility Upgrade
Echunga Practice Facility and Centre Turf Pitch Square	*Woodville Oval Turf and Hard Wicket Practice Facility	Greenwith Primary School Practice Facility	Turf Training Facility at Barossa Park	Maitland Oval Lighting Upgrade to Community Cricket Standard (300 lux)
Woodside Recreation Ground, Clubrooms and Changerooms, Turf Pitch Square	*Woodville Oval Turf Pitch Square Upgrade	*Tea Tree Gully Memorial Oval Clubrooms, Changeroom Upgrade and Shade	One Tree Hill New Centre Wicket and Practice Facility	Balaklava Oval Turf Pitch Square
Paracombe Off-field Facilities and Oval Surface/Irrigation	*Henley & Grange Memorial Oval Turf Pitch Square Upgrade	*Pertaringa Oval Lighting Upgrade to Premier Cricket Standard (750 lux)	Angle Vale Practice Facility	Ralli Park Turf Pitch Square
Upgrade Dunn Park, Mount Barker to incorporate on and off-field cricket infrastructure	*Henley & Grange Memorial Oval Turf Pitch Square Upgrade	*Parkinson Oval Clubrooms and Changeroom Upgrade	Light Pass Practice Facility	Stansbury Cricket Club Centre Wicket Upgrade
Balhannah Oval Centre Wicket Upgrade	*Henley & Grange Memorial Oval Turf and Hard Wicket Practice Facility	*Parkinson Oval Hard Wicket Practice Facility Upgrade	Central United Practice Facility	Stansbury Oval Undercover Spectator Viewing Area
	*Park 12 Turf and Hard Wicket Practice Facility	*Waite Oval Pitch Square Upgrade and Shade	Mallala Practice Facility	Stansbury Oval Shaded Spectator Viewing Area
	Plympton International College On and Off-field Cricket Infrastructure	*Ford Oval Turf Pitch Square Upgrade	Truro Practice Facility	Wallaroo Oval Shaded Spectator Viewing Area
	Sam Johnson Reserve Practice Facility	*Campbelltown Oval Hard Wicket Practice Facility Upgrade	Gawler Central Shade Structure	
	Park 17 Practice Facility Upgrade		Barossa Park Turf Training Facility	
	Flinders Park Primary School Practice Facility			

Projects listed not in priority order. *Premier cricket venue.

North Metro	North West Country	Onkaparinga & Fleurieu	South Metro	South East Murraylands
Para Hills Cricket Club Clubrooms and Changeroom Upgrade	Centenary Oval Lighting Upgrade to Community Cricket Standard (300 lux)	Port Elliot Oval Cricket Clubrooms, Changerooms and Turf Pitch Square Redevelopment	Plympton Oval Clubrooms and Changerooms Upgrade	Investigated Partnership opportunities to develop an Indoor Training Facility
Lindblom Park Oval Lighting Upgrade to Community Cricket Standard (300 lux)	Centenary Oval Changerooms Upgrade	Myponga-Sellicks Clubrooms, Changerooms and Practice Facility	Ridge Park Masterplan and Centre Wicket Upgrade	Blue Lake Sports Park Masterplan
The Paddocks Oval Lighting Upgrade to Community Cricket Standard (300 lux)	Tumby Bay Sports and Recreation Precinct Upgrade	Kingscote Oval Gender-inclusive Changeroom Upgrade	Plympton Oval Practice Facility	Imperials Cricket Club Centre Wicket Upgrade
LJ Lewis and Edward Smith Lighting Upgrade to Community Cricket Standard (300 lux)	Streaky Bay Oval Lighting Upgrade to Community Cricket Standard (300 lux)	McLaren Districts Centre Turf Pitch Square	Goodwood Oval Practice Facility	Meningie Cricket Club Centre Wicket Upgrade
North Haven Cricket Club Practice Facility	Victoria Park Oval (Jamestown) Lighting Upgrade to Community Cricket Standard (300 lux)	Encounter Bay Off-field Facilities	Forbes Primary School Practice Facility	Yahl Cricket Club Turf Pitch Square
North Pines Cricket Club Practice Facility	Cowell Oval Practice Facility and Amenities Upgrades	Hackham Oval Practice Facility	Brighton Cricket Club New Turf Pitch Square Brighton Primary School	Imperial Cricket Club Practice Facility Upgrade
Parafield Gardens Cricket Club Practice Facility	Wandearah & Southport Cricket Club Practice Facility Upgrade	Victor Harbor Practice Facility	*Glenelg Oval Lighting Upgrade (Premier Cricket Standard (750 lux) and/or Tier 2 Standard (1500 lux))	Ramblers Cricket Club Practice Facility Upgrade
Parafield Gardens Cricket Club Turf Pitch Square	BMW Cricket Club Centre Wicket Upgrade	Willunga Practice Facility	*Glenelg District Cricket Club No.2 and No.3 Oval Provision	Mypolonga Cricket Club Practice Facility Upgrade
Lighting to Gepps Cross Cricket Club Practice Facility	Dorwood Oval Centre Wicket Upgrade	*Southern Districts Cricket Club No.2 Turf Oval provision	*Glenelg Oval Western Precinct Masterplanning	Naracoorte Cricket Club Practice Facility Upgrade
*Port Adelaide Reserve Clubroom and Changeroom Upgrade	Lock and Districts Cricket Club Centre Wicket Upgrade	*Christies Beach High School Shade and Off-field Amenities	*Adelaide Cricket Club No. 2 Turf Oval Provision	Mundulla Cricket Club Practice Facility Upgrade
*Port Adelaide Reserve Turf Pitch Square Upgrade	Crystal Brook Cricket Club Practice Facility Upgrade	Weymouth Oval Cricket Clubrooms and Community Centre	*Price Memorial Oval Turf Pitch Square, Oval Surface and Irrigation Upgrades	Mundulla Cricket Club Pitch Square Renovation
*Port Adelaide Reserve Turf and Hard Wicket Practice Facility	Memorial Oval (Whyalla) Turf Pitch, Square Upgrade	Weymouth Oval Practice Facility	*Price Memorial Oval Clubroom	North Gambier Cricket Club Practice Facility Upgrade
*Port Adelaide Reserve 2nd Cricket Oval	Quorn Oval Boundary Fence	New Cricket Facilities within the Port Stanvac residential development	*Price Memorial Oval Hard Wicket and Turf Practice Facility Upgrade	South Gambier Cricket Club Practice Facility Upgrade
*Port Adelaide Reserve Oval Lighting Upgrade to Premier Cricket Standard (750 lux)	Wangary Oval Practice Facility Upgrade and Off-field Improvements	Flagstaff Hill Oval Centre Wicket Upgrade		Perponda Cricket Club Oval Surface Upgrade and Amenity Upgrades
	Smoky Bay Centre Wicket Upgrade	Christies Beach High School 2nd Turf Pitch Development		
		Frank Smith Park Irrigation and Oval Surface		

Projects listed not in priority order. *Premier cricket venue.



**SOUTH AUSTRALIAN
CRICKET ASSOCIATION (SACA)**

Box 545 North Adelaide SA 5006, Australia
PO Adelaide Oval, North Adelaide, SA 5006

T 08 8300 3800 E sacareception@saca.com.au
saca.com.au

